

*Freedom of expression!*



*Mini Sukranti*

LOW RISE




Perfecting the art of vertical mobility



# JOHNSON SNAPSHOTS

- ▲ Johnson Lifts are the pioneers in vertical transportation over 6 decades in India.
- ▲ Number one in sales volume since 2009.
- ▲ 300,000 square metres is the total area of our three lift factories with a combined manufacturing capacity of over 18,000+ units/ annum.
- ▲ We have fourteen lift models to suit every budget and need.
- ▲ Currently, we have over 1,00,000+ units under Annual Maintenance Contracts in India.
- ▲ Johnson manufactures heavy duty escalators in a 20,000 square metre factory in Chennai.
- ▲ We offer a wide range of escalators and travelators to cater to the needs of every sector.
- ▲ We operate from 80+branches in India and 10+ offices overseas, with over 9,000+ Employees worldwide.

At 155 feet, one of the tallest lift testing towers in india at our Chennai factory.



# ADVANTAGES & FEATURES

Mini Sukranti's gearless motor reduces your power consumption by 60% and increases efficiency around 80% by:

- Reducing start up current
- Saving electricity - the busier the lift, the more the saving as a result of high efficiency.
- Less heat generation, greater mechanical efficiency of motor as it runs at a lower rpm.

**Save the environment** Mini Sukranti is green lift for greener buildings. The gearless motor requires no lubrication and zero maintenance. No oil means no pollutions

**Smoother ride** The speed control works with closed loop feedback from the encoder to ensure safe and smooth travel.

**Save in the future** Mini Sukranti's gearless motor has only one moving part and the bearings are completely sealed. It generates higher lift travelling speeds at much lower motor speed. All this adds up to trouble-free, smooth operation for decades to come.

**Save space** Designed to modular specifications that saves valuable space in the liftwell. This means cost savings for you as well as more marketable floor space.

**Two Way Intercom** Phone in the car cabin is connected to the phone in the lift lobby to facilitate communication during emergency situations.

**In-built Automatic Rescue Device - ARD** Automatically takes the lift to the nearest level in the case of a power interruption.

- No machine room: controller fitted in the lift shaft
- Max. travel speed of 0.63 mps
- Upto 21 metres travel height (7 stops)
- Maximum load of 544 kg

**Door Frame** Only Johnson Lifts come with door frames in Decorative Laminated Steel Sheet (DLSS) that gives strength as well as an elegant appearance.

**VVVF Controller** The Variable Voltage Variable Frequency (VVVF) control, ensures 50% energy savings. It also creates comfortable ride quality with jerk-free starts and stops; Smooth acceleration and deceleration, and no landing variations, time after time. In the long run, this prevents wear and tear of components, which means less downtime and huge savings on spares

**VVVF Door Controller** Silken smooth door movement. Advanced features like adjustable independent times for opening and closing. Slow-nudging feature ideal for high traffic situations.

**Infra Red Screen Sensor** Curtain of 212 infrared beams to prevent accidental closing of the door.

**Overload Indicator** There will be an audible "overload" announcement as well as a message in the display panel.



Compact Logix Control Panel fitted on front fascia of the top landing.

# INTERIORS



**SS HAIRLINE**




**TEAK & HAIRLINE**

Car body panels in corrosion-resistant Decorative Laminated Steel Sheet (DLSS). False Ceiling with power saving LED lights and cross flow fan. Flooring is hard wearing vinyl. The car operating panel is in elegant Slimline SS finish with braille buttons. A stainless steel handrail is provided at the rear.



INTERIORS & EXTERIOR



JLHRO1  
Round Handrail

Narrow Door Jamb



JLDP02 Seven  
Segment (Red)



JLLP02  
Surface Mount



JLCP01  
Car Operating Panel



JLFC06  
Standard Crossflow fan

Finish : Single finish only possible for  
all of the above as per car panel finish



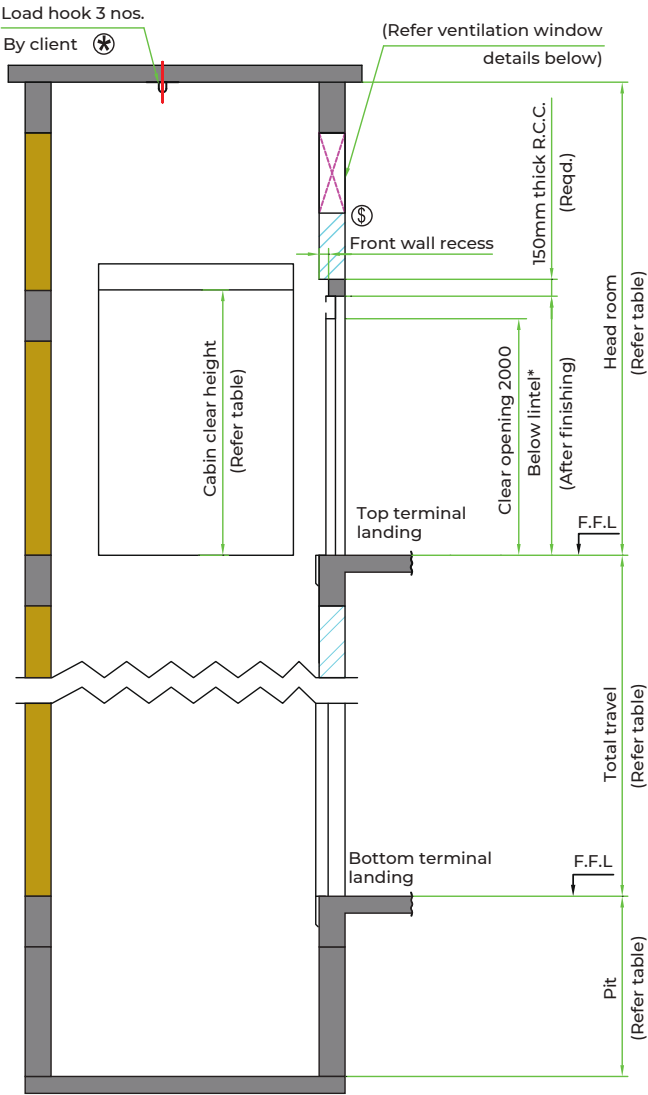
JLFL01 PVC



JLFL03 Pergo  
Wooden Flooring (Optional)

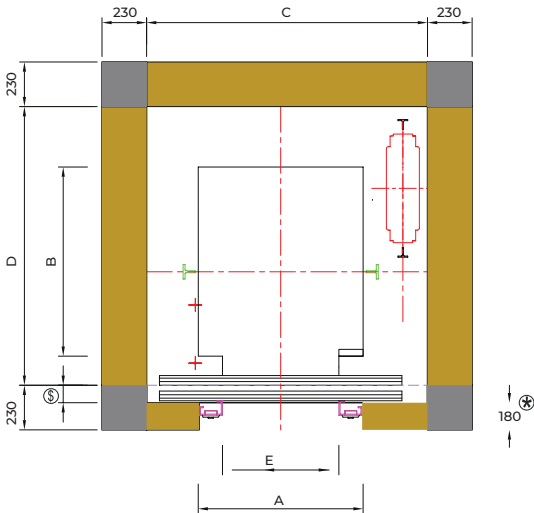
# PLAN & ELEVATION

Elevation



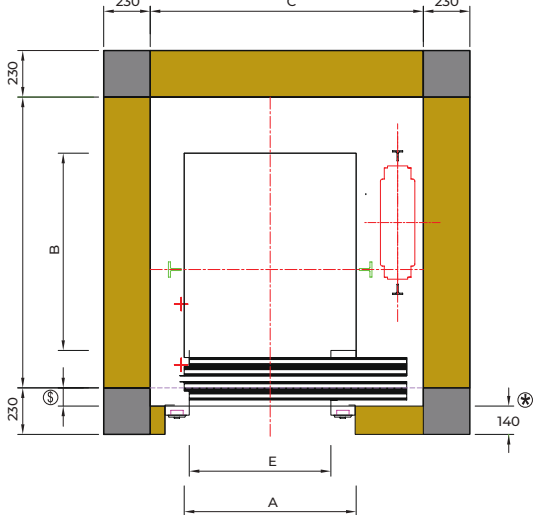
Narrow door jamb, below lintel height is 2125

Plan of liftwell-2-panel centre opening door lift



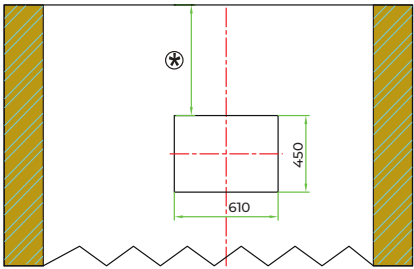
- ⊗ Front entrance wall thickness 180mm required
- ⑤ Front wall recess 50mm to be required  
An additional 50mm of depth is needed for the steel structural shaft

Plan of liftwell - 2-panel side opening door lift



- ⊗ Front entrance wall thickness 140mm required
- ⑤ Front wall recess 90mm to be required  
An additional 90mm of depth is needed for the steel structural shaft

Ventilation window cutout detail



(⊗ Will be confirmed in GAD)

# DIMENSIONS & SWATCHES

LOAD		CAR INSIDE		LIFT WELL SIDE OPENING		LIFT WELL CENTRE OPENING		ENTRANCE
PERSONS	Kgs	A	B	C	D	C	D	E
4	272	800	950	1300	1250	1550	1250	700
5	340	950	1000	1450	1250	1550	1250	700
6	408	1000	1100	1500	1350	1560	1350	700
		1000	1100	1500	1350	1750	1350	800
8	544	1050	1350	1550	1650	1760	1600	800
		1100	1300	1600	1600	1760	1550	800

CAPACITY	PIT DEPTH	HEAD ROOM	SPEED	TRAVEL	CABIN CLEAR HEIGHT
4P to 8P	1350	4000	0.63	21 mtrs	2100

**Note:** All dimensions are in millimetres. All dimensions are clear finished liftwells after plastering. Dimensions are suitable for lift speeds of 0.63 m.p.s. Lifting hook in headroom required. RCC headroom structural slab 150 thick designed to sustain minimum 1000 kg/m2 UDL. For centre opening 50 mm front wall recess required. For Side opening 90 mm front wall recess required. For specific requirements our local representative will be happy to work with you in preparation of the drawings. Specifications are subject to change without prior notice.

## MORE COLOUR SCHEME OPTIONS FOR CABIN INTERIOTRS

### Rosewood & Hairline



Rear wall panel:  
Rosewood  
pattern



Side Wall panels:  
Hairline and  
Rosewood pattern



Flooring:  
Grey




False Ceiling:  
Hairline  
pattern

### Teak & Ivory




Rear wall panel:  
Teak pattern



Side Wall panels:  
Ivory and Teak  
pattern




Flooring:  
Grey




False Ceiling:  
Ivory

### Cedar & Hairline



Rear wall panel:  
Cedar pattern



Side Wall panels:  
Hairline and  
Cedar pattern



Flooring:  
Grey



False Ceiling:  
Hairline  
pattern

**Note:** Also available at additional cost: SS Hairline finish and Pergo flooring. Photographs, colour swatches and finishes shown are indicative and subject to availability.

Glass doors (optional)



Specifications are subject to change without prior notice.  
Photographs, colour swatches and finishes featured are indicative.

## OVERSEAS

Nepal, Srilanka, Tanzania,  
UAE, Uganda, Bhutan, Qatar,  
Maldives, Saudi Arabia,  
Oman, Bahrain

## NORTH

Chandigarh, Gurgaon,  
Delhi, Jaipur, Jammu,  
Lucknow, Noida

## EAST

Bhubaneswar, Guwahati,  
Kolkata, Patna, Ranchi

*Mini Sukranti*

LOW RISE



## CENTRAL

Amaravati, Bhopal,  
Indore, Jabalpur, Nagpur,  
Nashik, Raipur

## WEST

Ahmedabad, Goa, Kolhapur,  
Mumbai Andheri, Mumbai Mahpe,  
Navi Mumbai, Pune, Shirdi,  
Solapur, Surat, Vadodara

## SOUTH

Bengaluru, Calicut, Chennai, Cochin,  
Coimbatore, Hyderabad, Hubli, Hosur,  
Madurai, Mangalore, Mysore, Puducherry,  
Salem, Tirunelveli, Tirupathi, Tiruvannamalai,  
Trichy, Trivandrum, Vijayawada, Vellore,  
Vishakapatnam, Warangal

4 Factories | 80+ Branches in India | 10+ Offices Overseas | 9,000+ Employees

Scan to visit our website



Johnson Lifts Private Limited

Corporate Office: 1, East Main Road, Anna Nagar Western Extn., Chennai 600101  
+91-44-43152200 | enquiry@johnsonliftsltd.com | www.johnsonliftsltd.com