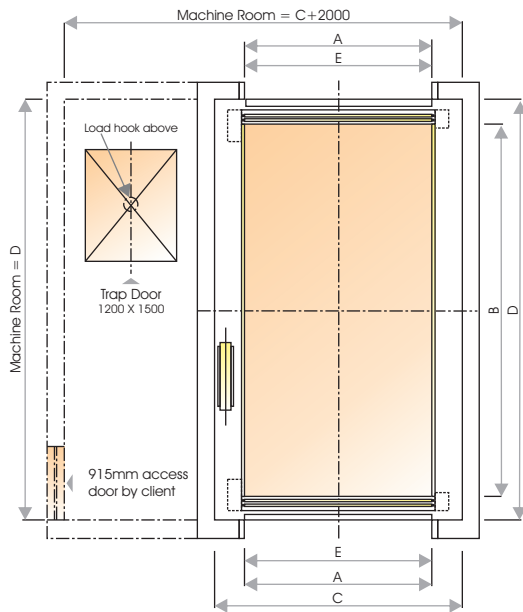
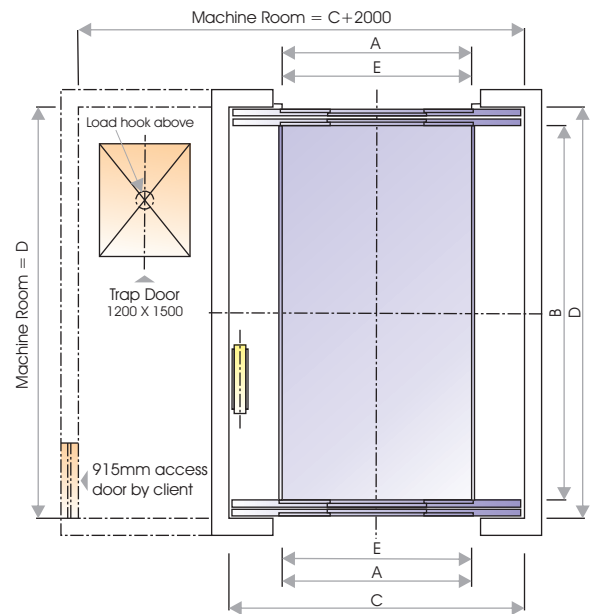


TUSKER

Vertical Bi-Parting Door car lift (VBPD).



Four-Panel Centre Opening Telescopic door car lift (FPCOTD).



Elevation

A comparison of liftwell dimensions:

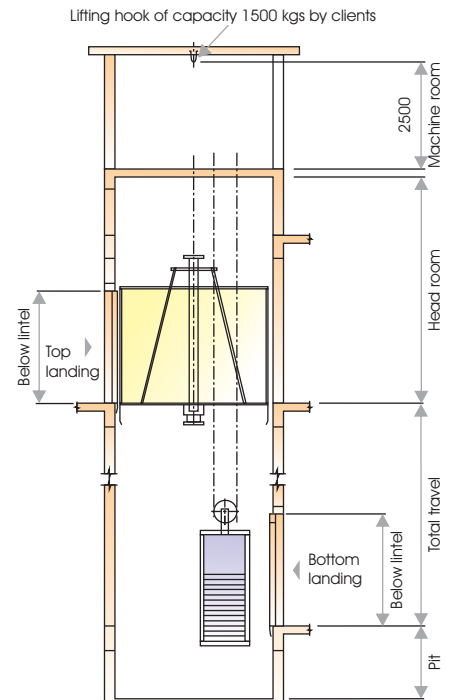
Vertical Bi-Parting Door (VBPD).

C	D	Min. floor height
3300	5660	3150
3100	5660	

Four-Panel Centre Opening Telescopic Door (FPCOTD).

C	D	Min. floor height
3900	5480	2500
3600	5480	

Note: Clear entrance height of door openings at 2000 mm.



Dimensions common to both types of car lifts (2500 Kgs. capacity)

Car Inside		Entrance	Headroom	Machine room Ext.L.H./R.H.(approx)	Pit	Below lintel height	
A	B	B	E	G		VBPD	FPCOTD
2500	5000	2500	5000	2000	1600	2200	2000
2300	5000	2300	5000	2000	1600	2200	2000

All dimensions are in mm. Specifications are subject to change without notice. Photographs and finishes featured are indicative.